

As at 30 June 2021

**INVESTMENT OBJECTIVE:** To provide investors with a combination of capital growth and income.

**INVESTMENT POLICY:** The Trust invests in securities (including equities, exchange traded funds, equity-related securities, bonds and derivatives) issued by companies, governments and other types of issuers located throughout the World.

**Fund Manager's Review**

Blue Planet Investment Trust plc (LON:BLP) outperformed in June 2021, producing a NAV total return of +5.4%, whilst the FTSE 100 total return was +0.4%. Our share price (bid) rose +8.3%.

Following a period of underperformance for growth stocks in general, our portfolio has bounced back over the last six weeks. Our NAV total return has recovered +11.0% during the six week period to 30 June 2021 after falling from a high in mid-February 2021 to a low in mid-May 2021. As a comparison, the FTSE 100 total return was +0.3% over the same period.

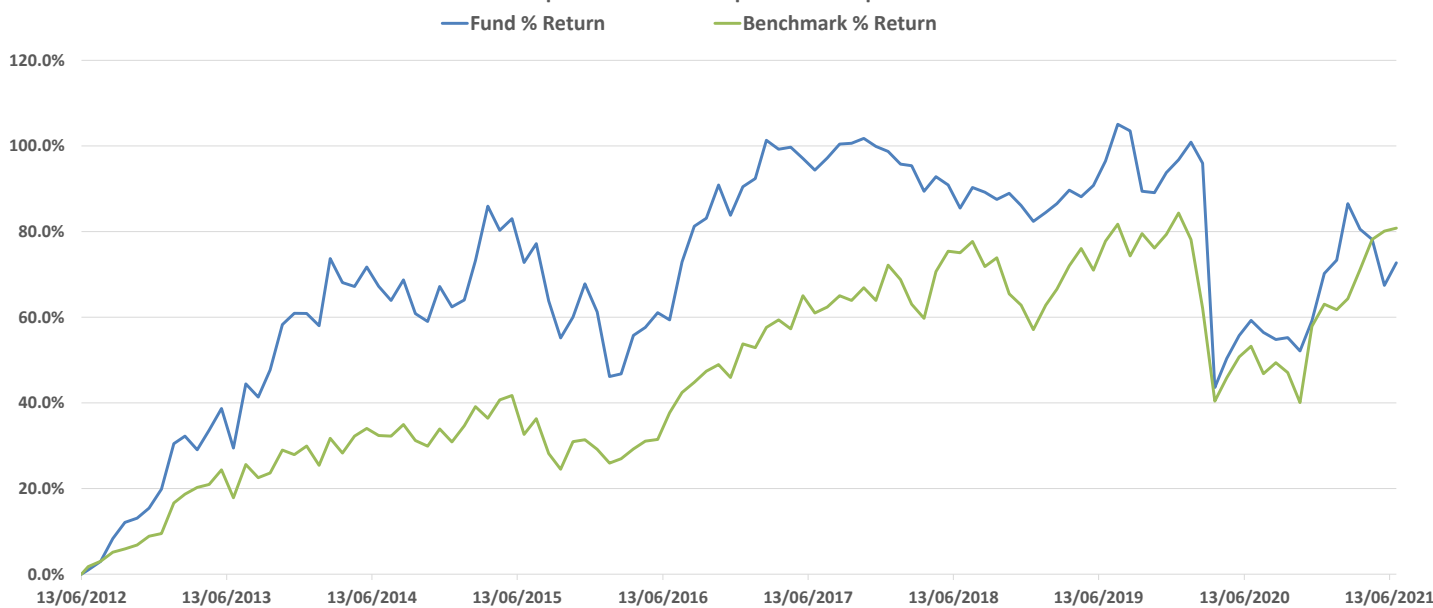
Since we began focusing on capital growth, our NAV rose +62.5%, from the end of October 2020 to the peak in mid-February 2021. As we mentioned last month, short-term pull backs are to be expected in a portfolio that rises so rapidly. Following this pull back, investors have been directing capital back towards growth stocks and we are seeing this recovery in our portfolio. Our best performing investments during the month of June were PubMatic Inc (+32.6%), Fastly Inc (+26.1%), Twist Bioscience Corp (+24.4%), Invitae Corp (+17.2%), Illumina Inc (+16.6%), Digital Turbine Inc (+15.0%), Palantir Technologies Inc (+14.9%), PagSeguro Digital Ltd (+13.8%), S4 Capital plc (+13.0%) and Dynatrace Inc (+12.9%).

We remain confident in our investment strategy and in the innovative, disruptive and forward-thinking companies that we have invested in. Over time, we expect our portfolio of investments to grow in value and we expect our shareholders to benefit from this capital growth as our share price tracks our NAV higher. There will continue to be volatility in our performance as investors navigate the ever changing investment landscape and consequently we will continue to keep our portfolio gearing at a conservative level. Additionally, we would encourage current and potential shareholders to look out for our Annual Report & Accounts 2021 to better understand our strategy moving forward. The report will be available in the coming weeks.

CUMULATIVE PERFORMANCE (%)								
	Current (p)	1 month	3 months	6 months	1 year	3 years	5 years	
NAV + Dividend	34.96	5.4%	-7.1%	2.5%	14.0%	-8.9%	9.5%	
Share Price + Dividend	26.00	8.3%	-3.7%	23.8%	22.7%	-23.0%	43.7%	
An index of top 100 UK co.'s		0.4%	5.7%	10.9%	18.0%	3.3%	31.3%	
Discount / + Premium (%)	-25.6%	-27.6%	-28.2%	-38.4%	-29.5%	-5.6%	-36.9%	

Source: Blue Planet, share price bid to bid, net income reinvested.

Blue Planet Investment Trust plc vs an index of top 100 UK companies since June 2012



**Blue Planet**<sup>®</sup>  
Investment Trust Plc

Blue Planet Investment Management Ltd  
17 Grosvenor Crescent  
Edinburgh  
EH12 5EL

Tel: 0131 466 66 66  
Email: info@blueplanet.eu  
Web: www.blueplanet.eu

## KEY INFORMATION

Investment Manager  
Blue Planet Investment Management Ltd  
AIC Sector  
Global  
Management Fee  
1.50%  
Year End  
Apr-22  
AGM Date  
TBC August 2021  
Continuation Vote  
AGM, 2024

## GEARING

Max Allowable (%)  
75.0%  
Month End (%)  
20.6%  
Current Borrowings  
£3.8m Interactive Brokers Margin Loan

## DIVIDEND INFORMATION

Last Annual Payment (Net)  
2.22p - Paid on 23/09/20  
Last Interim Payment (Net)  
-  
Dividend Yield (Historic)  
8.5%

## OTHER INFORMATION

Benchmark Index  
An index of top 100 UK  
companies on a total return basis  
Gross Assets  
£21.3m  
Base Currency  
Sterling

## AVAILABLE PRODUCTS



## SHARE INFORMATION

Listed on London Stock Exchange

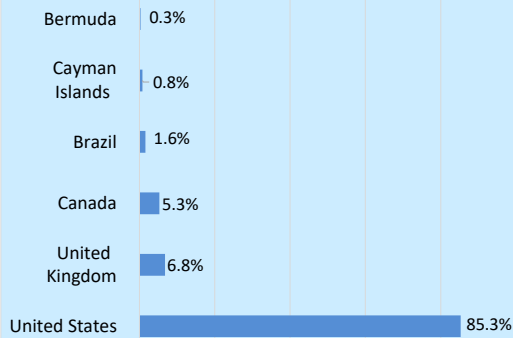
## PRICE INFORMATION SOURCES

[www.blueplanet.eu](http://www.blueplanet.eu)  
[www.londonstockexchange.com](http://www.londonstockexchange.com)  
[www.trustnet.com/it](http://www.trustnet.com/it)  
[www.theaic.co.uk](http://www.theaic.co.uk)

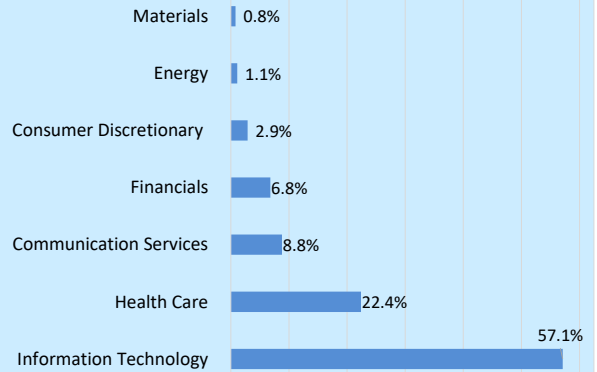
## TRUST CODES

ISIN: GB0005327076  
SEDOL: 0532707 GB  
LSE Code: BLP  
Bloomberg: BLP LN  
Reuters: BLP.L

## PORTFOLIO GEOGRAPHIC SPLIT (EX CASH)



## PORTFOLIO SPLIT (EX CASH)



## PORTFOLIO INFORMATION

MONTH END

30 June 2021

SECURITY TYPE	SECURITY NAME	% of PORTFOLIO
Equity	Mogo Inc	5.8%
Equity	Lam Research Corporation	3.5%
Equity	Dynatrace Inc	3.5%
Equity	Applied Materials Inc	3.3%
Equity	Qualcomm Inc	3.2%
Equity	Digital Turbine Inc	3.2%
Equity	Ultra Clean Holdings Inc	3.1%
Equity	Mirriad Advertising plc	3.0%
Equity	Micron Technology Inc	3.0%
Equity	AcutyAds Holdings Inc	2.9%
Equity	Amazon.com Inc.	2.8%
Equity	Nokia Oyj	2.8%
Equity	Palantir Technologies Inc	2.8%
Equity	Illumina Inc	2.8%
Equity	Taiwan Semiconductor ADR	2.8%
Equity	Teradyne Inc	2.7%
Equity	Repligen Corporation	2.7%
Equity	Agora Inc - ADR	2.6%
Equity	Arista Networks Inc.	2.6%
Equity	CareCloud Inc	2.5%
Equity	CleanSpark Inc	2.4%
Equity	PubMatic Inc	2.3%
Equity	C3.ai Inc	2.1%
Equity	Luminar Technologies Inc	2.1%
Equity	ProQR Therapeutics NV	2.1%
Equity	Keysight Technologies Inc	1.7%
Equity	Revance Therapeutics Inc	1.7%
Equity	Ciena Corporation	1.7%
Equity	Isoray Inc	1.7%
Equity	Twist Bioscience Corp	1.6%
Equity	PagSeguro Digital Ltd	1.6%
Equity	Berkeley Lights Inc	1.6%
Equity	Digital Media Solutions	1.5%
Equity	Moovly Media Inc	1.5%
Equity	S4 Capital plc	1.4%
Equity	Other equity	9.4%
		98.0%

SECURITY TYPE	SECURITY NAME	% of PORTFOLIO
Bonds	Telford Offshore Ltd Perpetual	0.8%
Bonds	Floatel International Ltd 6% 24/09/2026	0.2%
Bonds	Floatel International Ltd 12% PIK 24/09/2026	0.1%
		1.1%

SECURITY TYPE	SECURITY NAME	% of PORTFOLIO
Liquid Assets	Cash	0.9%
		0.9%

## BOARD OF DIRECTORS

Mr Russell Frith **Chairman**  
Ms Victoria Killay **Non-Executive**  
Mr Kenneth Murray **Non-Executive**

## DIRECTORS SHAREHOLDING

Number of shares **18,601**  
% Holding of Trust **0.04%**

LINK GROUP, 10th FLOOR, CENTRAL SQUARE, 29 WELLINGTON STREET, LEEDS, LS1 4DL

SHAREHOLDER HELPLINE TEL 0371 664 0300\*

EMAIL: ENQUIRIES@LINKGROUP.CO.UK

WEBSITE: LINKGROUP.EU

\*calls charged at the standard geographic rate and vary by provider, lines are open 9am-5.30pm Mon-Fri

This document does not constitute an offer or invitation to any person to subscribe for or purchase shares in the Trust. This document is for information only. The information contained in it has been compiled from sources believed to be reliable and given in good faith but no representation is given to their accuracy, completeness or correctness and should not be construed as investment advice. Stock market and currency movements may cause the value of investments and income from them to fall as well as rise and investors may not get back the amount invested. The performance figures quoted refer to the past and past performance is not a guarantee of future performance or a reliable guide to future performance. Issued by Blue Planet Investment Management Ltd: authorised and regulated by the FCA.